

FLUIDAIR RS 15 SPECIFICATION

Standard Equipments

Screw compressor
415V/3ph/50hz IP 54 TEFV models.
Motor drive system with belt-pulley.
Removable acoustic lined panels.
Rigid steel canopy.
Glass fibre pre-filter.
Five micron dry type air inlet filter.
Air/oil separator element with 3 ppm efficiency.
Ten micron full flow oil filter.
Minimum pressure valve.
Pressure relief valve.
Star-Delta starter.
Fluidair Logic 20 electronic control panel.
Power on lamp.
Start/stop buttons.

Safety System

Warning for all shutdown.
Main motor overload shutdown.
Fan motor overload shutdown.
Low voltage shutdown.
Phase failure/reversal shutdown.
High airend discharge temperature shutdown.
Low airend discharge temperature shutdown.
High discharge pressure shutdown.
Pressure sensor fault shutdown.
Temperature sensor fault shutdown.
High airend discharge temperature pre-warning.
Blocked air filter warning.
Service Interval warnings.
Pressure relief valve.
Emergency stop button.

Cooling System

High efficiency combi "Plate&Bar" type air/oil aftercooler. Cooling fan mounted on motor.
Factory filled with 2000 hours oil.

High Quality electrical components

chosen for long term reliability.

Efficient Oil Separation System

Driving System

Easily replaceable belts.
Trouble-free belt tensioning system.

Compact Cabinet Design

Compact design that allows trouble free maintenance and access to every part of the compressor.

Electric Motor

415V/50hz/3ph IP54 TEFV

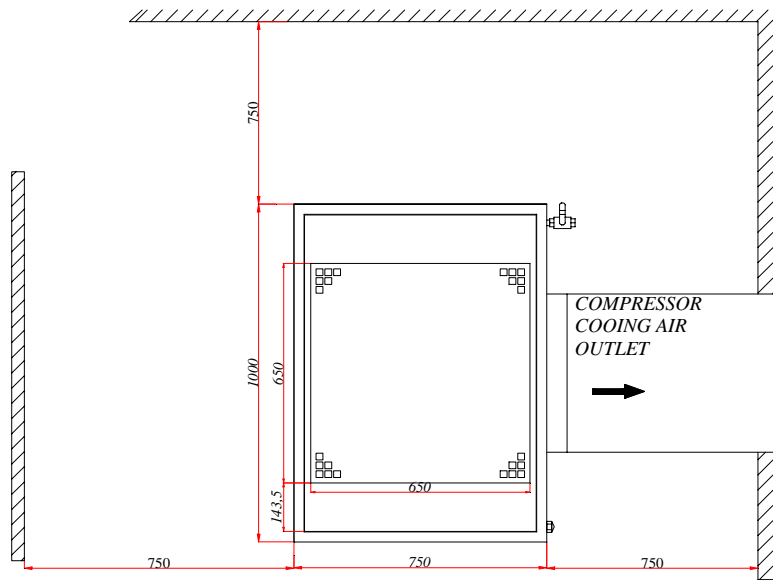
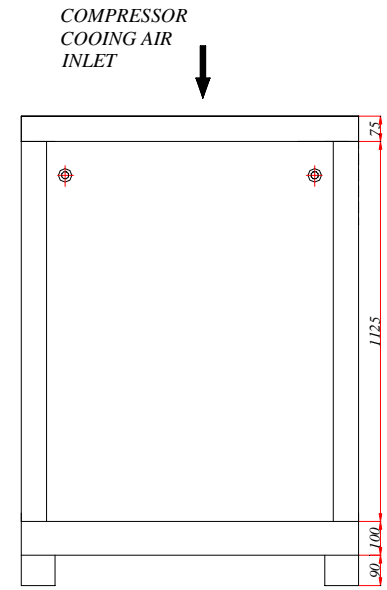
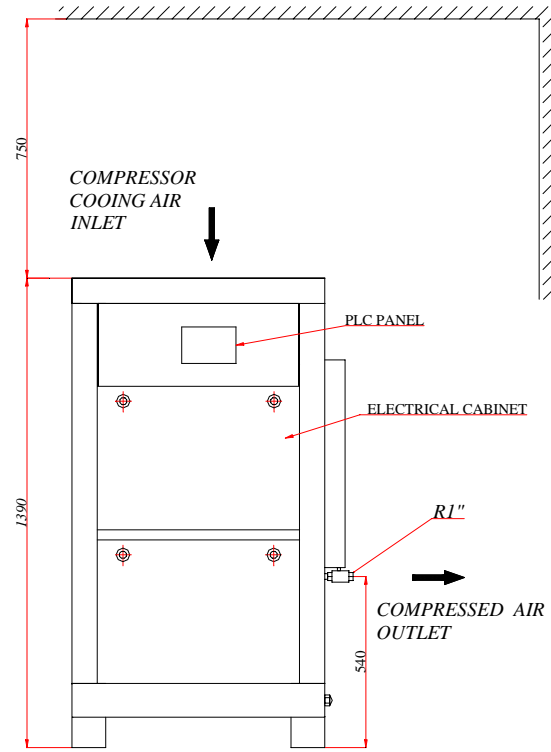
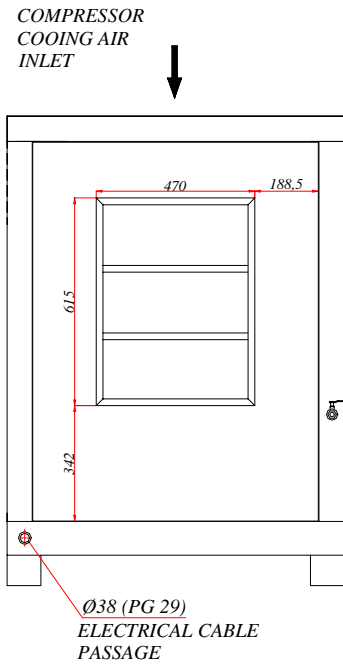
Air Intake System

Replaceable glass fibre panel type pre-filter and dry type paper filter element eliminates dusty environment problems. The air intake fan creates a turbo effect inside of cabinet, this effect provides efficient cooling and helps the airend intake capacity



BAR	CFM	M3/MIN	KW/HP	FULL LOAD CURRENT	FUSE SIZE	OVERLOAD SETTING	STARTING METHOD	CABLE SIZE
8	92	2.6	15/20	29	M35	16.7	STAR/DELTA	10mm ²
10	70	2.0						
13	60	1.7						
L x W x H (mm)			WEIGHT (KG)	OUTLET SIZE (BSP)	NOISE LEVEL (dBA)	OIL CAPACITY	MAXIMUM OPERATING TEMP	MINIMUM OPERATING TEMP
LENGTH	WIDTH	HEIGHT						
1000	800	1390	490	1	72	16	40°C	-5°C

Fluidair International LTD. School Hill Works, Kent Street, Bolton, Manchester, United Kingdom.
Tel:+44(0)1204559955 Fax:+44(0)1204559966 Email:sales@fluidair.co.uk



**RS 15, 18 & 22 MINIMUM SPACE
REQUIREMENTS**

ISSUE	
DWG No. 895 0703 100	1