

FLUIDAIR RS 30 SPECIFICATION

Standard Equipments

Screw compressor
 415V/3ph/50hz IP 54 TEFV models.
 Motor drive system with belt-pulley.
 Removable acoustic lined panels.
 Rigid steel canopy.
 Glass fibre pre-filter.
 Five micron dry type air inlet filter.
 Air/oil separator element with 3 ppm efficiency.
 Ten micron full flow oil filter.
 Minimum pressure valve.
 Pressure relief valve.
 Star-Delta starter.
 Fluidair Logic 20 electronic control panel.
 Power on lamp.
 Start/stop buttons.

Safety System

Warning for all shutdown.
 Main motor overload shutdown.
 Fan motor overload shutdown.
 Low voltage shutdown.
 Phase failure/reversal shutdown.
 High airend discharge temperature shutdown.
 Low airend discharge temperature shutdown.
 High discharge pressure shutdown.
 Pressure sensor fault shutdown.
 Temperature sensor fault shutdown.
 High airend discharge temperature pre-warning.
 Blocked air filter warning.
 Service Interval warnings.
 Pressure relief valve.
 Emergency stop button.

Cooling System

High efficiency combi "Plate&Bar" type air/oil aftercooler. Cooling fan mounted on motor.
 Factory filled with 2000 hours oil.



High Quality electrical components

chosen for long term reliability.

Efficient Oil Separation System

Driving System

Easily replaceable belts.
 Trouble-free belt tensioning system.

Compact Cabinet Design

Compact design that allows trouble free maintenance and access to every part of the compressor.

Electric Motor

415V/50hz/3ph IP54 TEFV

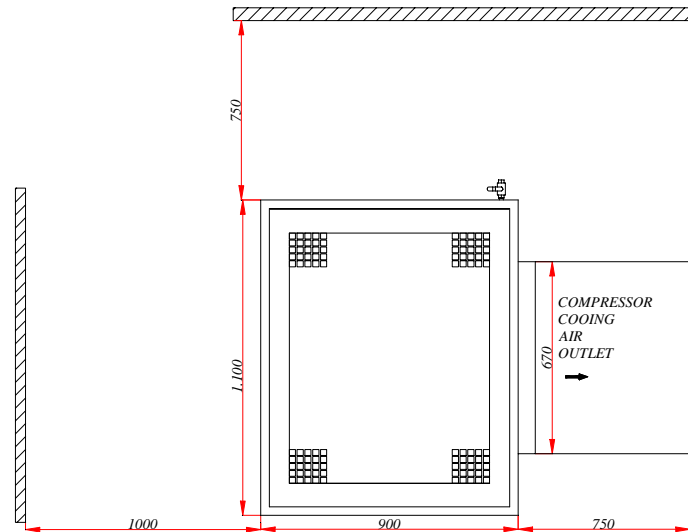
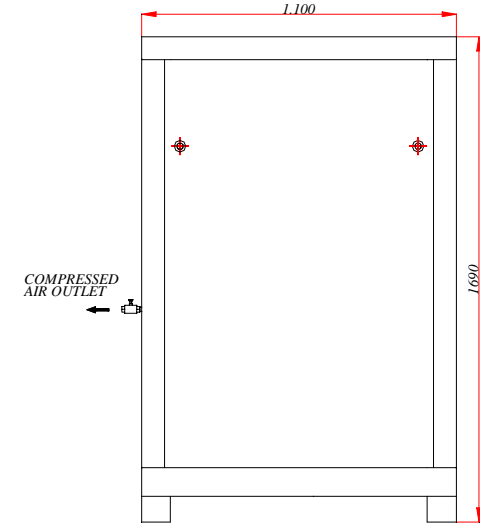
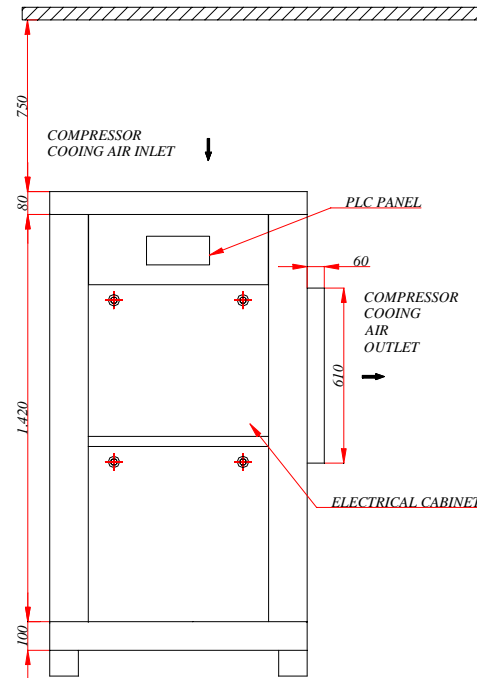
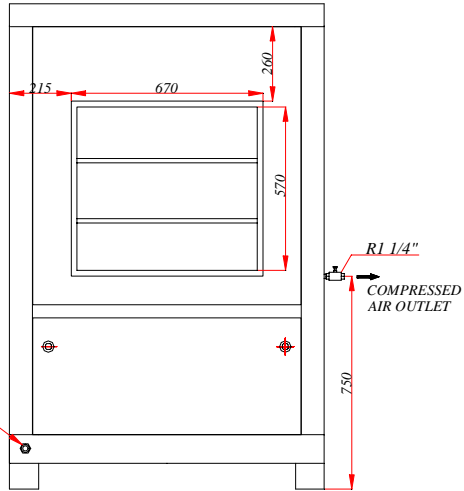
Air Intake System

Replaceable glass fibre panel type pre-filter and dry type paper filter element eliminates dusty environment problems. The air intake fan creates a turbo effect inside of cabinet, this effect provides efficient cooling and helps the airend intake capacity

| BAR | CFM | M3/MIN | KW/HP | FULL LOAD CURRENT | FUSE SIZE | OVERLOAD SETTING | STARTING METHOD | CABLE SIZE |
|----------------|-------|--------|-------------|-------------------|-------------------|------------------|------------------------|------------------------|
| 8 | 180 | 5.1 | 30/40 | 58 | M80 | 33.5 | STAR/DELTA | 25mm ² |
| 10 | 152 | 4.3 | | | | | | |
| 13 | 124 | 3.5 | | | | | | |
| L x W x H (mm) | | | WEIGHT (KG) | OUTLET SIZE (BSP) | NOISE LEVEL (dBA) | OIL CAPACITY | MAXIMUM OPERATING TEMP | MINIMUM OPERATING TEMP |
| LENGTH | WIDTH | HEIGHT | | | | | | |
| 1100 | 960 | 1690 | 620 | 1 1/4 | 74 | 22 | 40°C | -5°C |

Fluidair International LTD. School Hill Works, Kent Street, Bolton, Manchester, United Kingdom.
 Tel:+44(0)1204559955 Fax:+44(0)1204559966 Email:sales@fluidair.co.uk

Ø47 (PG.36)
ELECTRICAL
CABLE
PASSAGE



**RS 30 & 37 MINIMUM SPACE
REQUIREMENTS**

DWG No. 895 0701 100

ISSUE

1