

# FLUIDAIR RS 37 SPECIFICATION

## Standard Equipments

Screw compressor  
415V/3ph/50hz IP 54 TEFV models.  
Motor drive system with belt-pulley.  
Removable acoustic lined panels.  
Rigid steel canopy.  
Glass fibre pre-filter.  
Five micron dry type air inlet filter.  
Air/oil separator element with 3 ppm efficiency.  
Ten micron full flow oil filter.  
Minimum pressure valve.  
Pressure relief valve.  
Star-Delta starter.  
Fluidair Logic 20 electronic control panel.  
Power on lamp.  
Start/stop buttons.

## Safety System

Warning for all shutdown.  
Main motor overload shutdown.  
Fan motor overload shutdown.  
Low voltage shutdown.  
Phase failure/reversal shutdown.  
High airend discharge temperature shutdown.  
Low airend discharge temperature shutdown.  
High discharge pressure shutdown.  
Pressure sensor fault shutdown.  
Temperature sensor fault shutdown.  
High airend discharge temperature pre-warning.  
Blocked air filter warning.  
Service Interval warnings.  
Pressure relief valve.

## Cooling System

High efficiency combi "Plate&Bar" type air/oil aftercooler. Cooling fan mounted on motor.  
Factory filled with 2000 hours oil.



## High Quality electrical components

chosen for long term reliability.

## Efficient Oil Separation System

## Driving System

Easily replaceable belts.  
Trouble-free belt tensioning system.

## Compact Cabinet Design

Compact design that allows trouble free maintenance and access to every part of the compressor.

## Electric Motor

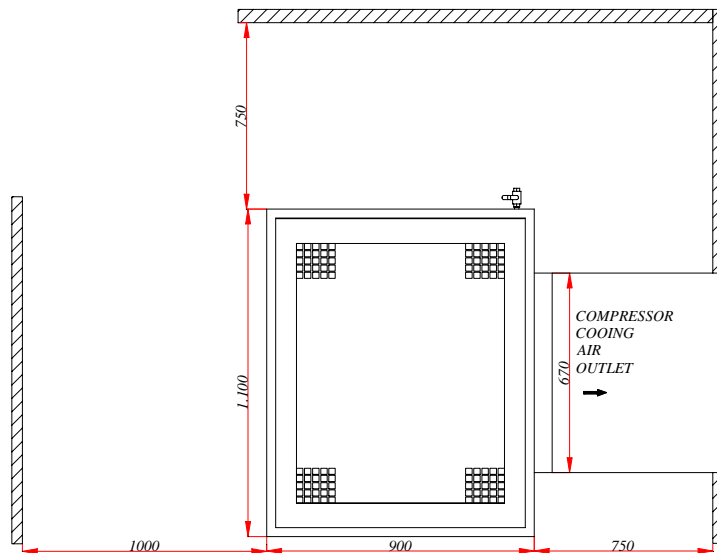
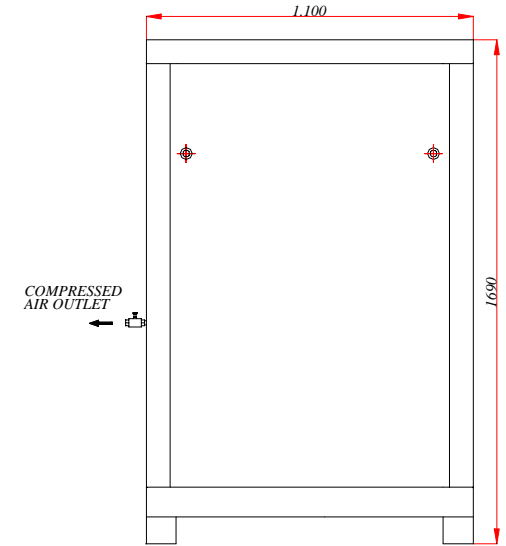
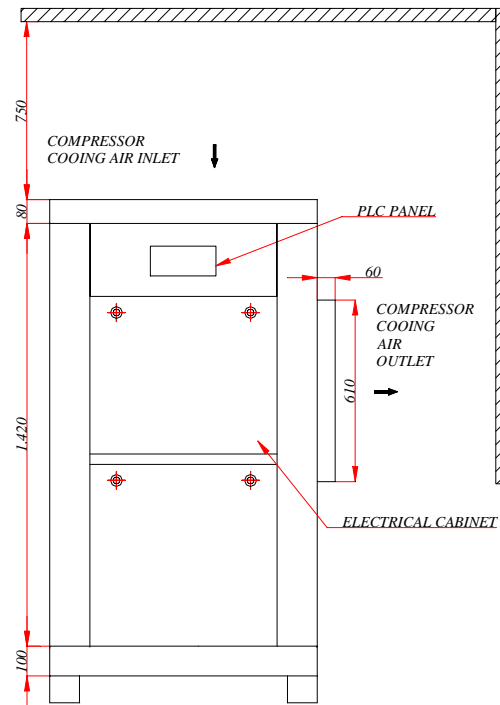
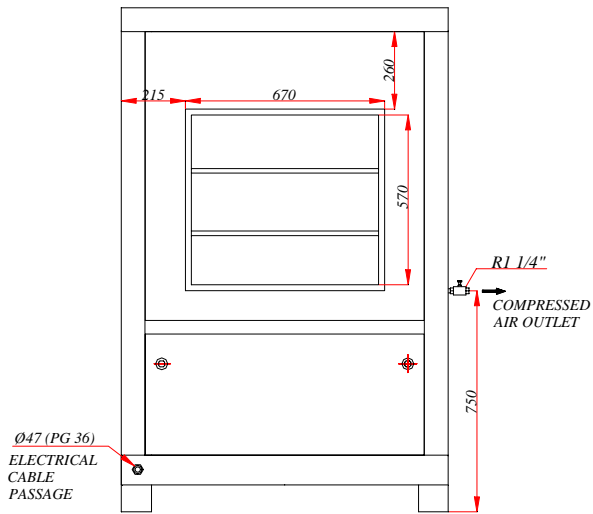
415V/50hz/3ph IP54 TEFV

## Air Intake System

Replaceable glass fibre panel type pre-filter and dry type paper filter element eliminates dusty environment problems. The air intake fan creates a turbo effect inside of cabinet, this effect provides efficient cooling and helps the airend intake capacity

BAR	CFM	M3/MIN	KW/HP	FULL LOAD CURRENT	FUSE SIZE	OVERLOAD SETTING	STARTING METHOD	CABLE SIZE
8	218	6.2	37/50	75	M80	43.3	STAR/DELTA	25mm <sup>2</sup>
10	180	5.1						
13	152	4.3						
L x W x H (mm)			WEIGHT (KG)	OUTLET SIZE (BSP)	NOISE LEVEL (dBA)	OIL CAPACITY	MAXIMUM OPERATING TEMP	MINIMUM OPERATING TEMP
LENGTH	WIDTH	HEIGHT						
1100	960	1690	670	1 1/4	75	22	40°C	-5°C

Fluidair International LTD. School Hill Works, Kent Street, Bolton, Manchester, United Kingdom.  
Tel:+44(0)1204559955 Fax:+44(0)1204559966 Email:sales@fluidair.co.uk



<b>RS 30, 37 &amp; 45 MINIMUM SPACE REQUIREMENTS</b>	
<b>DWG No. 895 0701 100</b>	ISSUE
	<b>1</b>