

# FLUIDAIR RS 90 SPECIFICATION

## Standard Equipments

Screw compressor  
415V/3ph/50hz IP 54 TEFV models.  
Motor drive system with belt-pulley.  
Removable acoustic lined panels.  
Rigid steel canopy.  
Glass fibre pre-filter.  
Five micron dry type air inlet filter.  
Air/oil separator element with 3 ppm efficiency.  
Ten micron full flow oil filter.  
Minimum pressure valve.  
Pressure relief valve.  
Star-Delta starter.  
Fluidair Logic 20 electronic control panel.  
Power on lamp.  
Start/stop buttons.

## Safety System

Warning for all shutdown.  
Main motor overload shutdown.  
Fan motor overload shutdown.  
Low voltage shutdown.  
Phase failure/reversal shutdown.  
High airend discharge temperature shutdown.  
Low airend discharge temperature shutdown.  
High discharge pressure shutdown.  
Pressure sensor fault shutdown.  
Temperature sensor fault shutdown.  
High airend discharge temperature pre-warning.  
Blocked air filter warning.  
Service Interval warnings.  
Pressure relief valve.  
Emergency stop button.

## Cooling System

High efficiency combi "Plate&Bar" type air/oil aftercooler. Cooling fan mounted on motor.  
Factory filled with 2000 hours oil.

## High Quality electrical components

chosen for long term reliability.

## Efficient Oil Separation System

## Driving System

Easily replaceable belts.  
Trouble-free belt tensioning system.

## Compact Cabinet Design

Compact design that allows trouble free maintenance and access to every part of the compressor.

## Electric Motor

415V/50hz/3ph IP54 TEFV

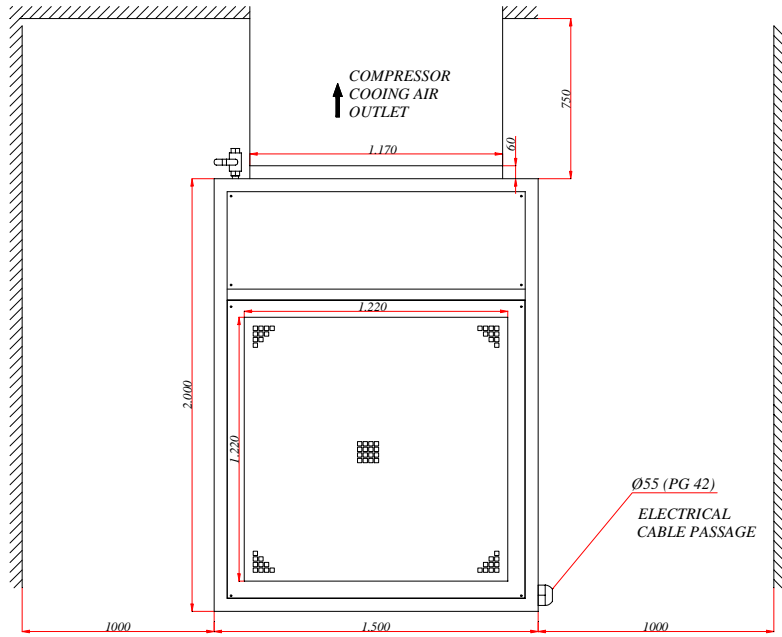
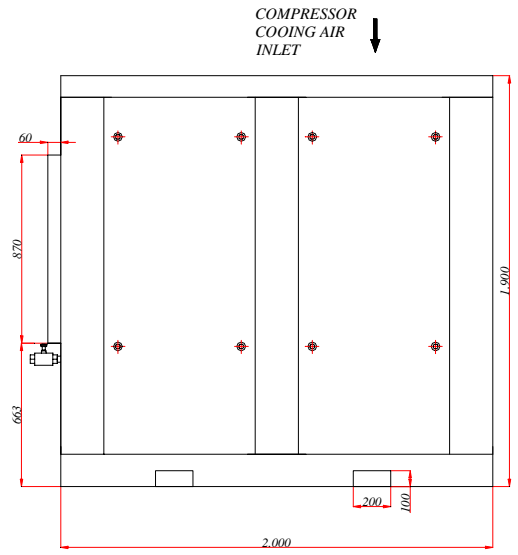
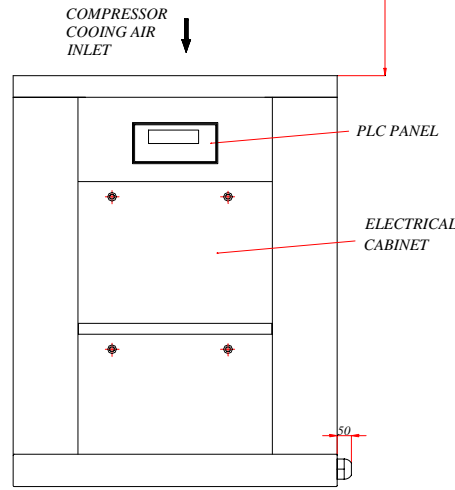
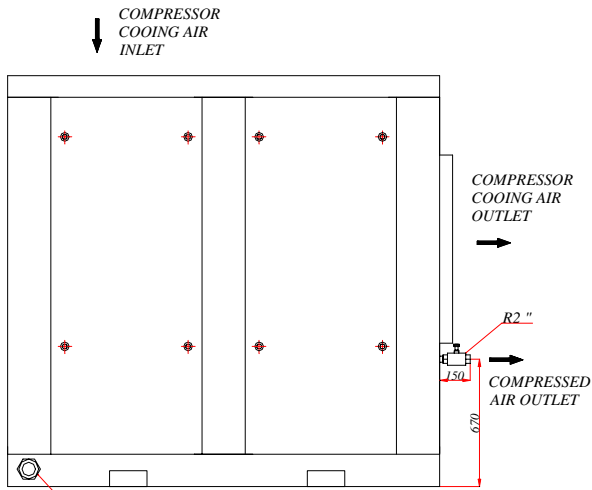
## Air Intake System

Replaceable glass fibre panel type pre-filter and dry type paper filter element eliminates dusty environment problems. The air intake fan creates a turbo effect inside of cabinet, this effect provides efficient cooling and helps the airend intake capacity



BAR	CFM	M3/MIN	KW/HP	FULL LOAD CURRENT	FUSE SIZE	OVERLOAD SETTING	STARTING METHOD	CABLE SIZE
8	582	16.5	90/125	175	M200	101	STAR/DELTA	70mm <sup>2</sup>
10	476	13.5						
13	388	11.0						
L x W x H (mm)			WEIGHT (KG)	OUTLET SIZE (BSP)	NOISE LEVEL (dBA)	OIL CAPACITY	MAXIMUM OPERATING TEMP	MINIMUM OPERATING TEMP
LENGTH	WIDTH	HEIGHT						
2150	1500	1990	1600	2	79	55	40°C	-5°C

Fluidair International LTD. School Hill Works, Kent Street, Bolton, Manchester, United Kingdom.  
Tel:+44(0)1204559955 Fax:+44(0)1204559966 Email:sales@fluidair.co.uk



<b>RS 110 MINIMUM SPACE REQUIREMENTS.</b> DWG No. 895 0709 100	FLUIDAIR INTERNATIONAL, BOLTON, ENGLAND, +44(0)1204 559555
	ISSUE <b>1</b>